

survey title:
SI Reader Survey
 2009-2010 [Edit Title](#)
[design survey](#) | [collect responses](#) | [analyze results](#)
[View Summary](#)

 current report: XXXXXXXXXX [Add Report](#)
[Browse Responses](#)


Response Summary

[Filter Responses](#)
Active Crosstab: Denomination

[Crosstab Responses](#)
Total: 704

[Edit Crosstab](#)
[Download Responses](#)
Crosstabbed: 642

[Unapply Crosstab](#)
[Share Responses](#)
[Show this Page Only](#)

Page: Demographic info

1. Describe your membership status at SI
[Create Chart](#) [Download](#)

What church type do you identify with?

	Southern Baptist Convention	Independent Baptist	Baptistic, but not in name	Presbyterian	Other (please specify)	Response Totals
I am a member (rejoined on or after June 1, '09)	47.6% (10)	58.4% (257)	47.3% (35)	36.8% (7)	51.1% (45)	55.1% (354)
I was a member in the past but am not now	23.8% (5)	21.1% (93)	23.0% (17)	31.6% (6)	20.5% (18)	21.7% (139)
I have never been a member	28.6% (6)	20.5% (90)	29.7% (22)	31.6% (6)	28.4% (25)	23.2% (149)
answered question	21	440	74	19	88	642
skipped question						0

2. On average, how often do you read SharperIron?
[Create Chart](#) [Download](#)

What church type do you identify with?

	Southern Baptist Convention	Independent Baptist	Baptistic, but not in name	Presbyterian	Other (please specify)	Response Totals
More than once a week	52.4% (11)	54.3% (239)	45.9% (34)	42.1% (8)	53.4% (47)	52.8% (339)
About once a week	28.6% (6)	21.1% (93)	32.4% (24)	15.8% (3)	18.2% (16)	22.1% (142)
About once a month	0.0% (0)	11.8% (52)	8.1% (6)	10.5% (2)	15.9% (14)	11.5% (74)
Less than once a	14.3%	12.3%	10.8%	31.6%	12.5%	12.8%

month	(3)	(54)	(8)	(6)	(11)	(82)
I'm brand new to the site and it's too soon to tell	4.8% (1)	0.5% (2)	2.7% (2)	0.0% (0)	0.0% (0)	0.8% (5)
answered question	21	440	74	19	88	642
					skipped question	0

3. What year did you begin reading SharperIron? [Create Chart](#) [Download](#)

What church type do you identify with?

	Southern Baptist Convention	Independent Baptist	Baptistic, but not in name	Presbyterian	Other (please specify)	Response Totals
2005	33.3% (7)	31.4% (138)	43.2% (32)	21.1% (4)	36.4% (32)	33.2% (213)
2006	19.0% (4)	26.6% (117)	13.5% (10)	26.3% (5)	22.7% (20)	24.3% (156)
2007	23.8% (5)	22.3% (98)	25.7% (19)	36.8% (7)	18.2% (16)	22.6% (145)
2008	9.5% (2)	11.1% (49)	9.5% (7)	10.5% (2)	15.9% (14)	11.5% (74)
2009	9.5% (2)	8.0% (35)	6.8% (5)	5.3% (1)	6.8% (6)	7.6% (49)
2010	4.8% (1)	0.7% (3)	1.4% (1)	0.0% (0)	0.0% (0)	0.8% (5)
answered question	21	440	74	19	88	642
					skipped question	0

4. How old are you? [Create Chart](#) [Download](#)

What church type do you identify with?

	Southern Baptist Convention	Independent Baptist	Baptistic, but not in name	Presbyterian	Other (please specify)	Response Totals
Under 18	0.0% (0)	0.0% (0)	0.0% (0)	0.0% (0)	0.0% (0)	0.0% (0)
18-24	4.8% (1)	3.4% (15)	9.5% (7)	10.5% (2)	4.5% (4)	4.5% (29)
25-34	28.6% (6)	25.0% (110)	37.8% (28)	10.5% (2)	26.1% (23)	26.3% (169)
35-44	9.5% (2)	26.1% (115)	21.6% (16)	15.8% (3)	31.8% (28)	25.5% (164)
45-54	42.9% (9)	25.0% (110)	13.5% (10)	31.6% (6)	17.0% (15)	23.4% (150)
55-64	9.5% (2)	14.1% (62)	13.5% (10)	26.3% (5)	18.2% (16)	14.8% (95)
	4.8%	6.4%	4.1%	5.3%	2.3%	5.5%

Over 64	7.0% (1)	0.7% (28)	7.1% (3)	0.0% (1)	2.0% (2)	0.0% (35)
answered question	21	440	74	19	88	642
						skipped question 0

5. Your gender... [Create Chart](#) [Download](#)

What church type do you identify with?

	Southern Baptist Convention	Independent Baptist	Baptistic, but not in name	Presbyterian	Other (please specify)	Response Totals
Male	100.0% (19)	84.3% (365)	80.0% (56)	68.4% (13)	86.2% (75)	84.1% (528)
Female	0.0% (0)	15.7% (68)	20.0% (14)	31.6% (6)	13.8% (12)	15.9% (100)
answered question	19	433	70	19	87	628
						skipped question 14

6. If you have children, what are their ages (choose all that apply)? [Create Chart](#) [Download](#)






What church type do you identify with?

	Southern Baptist Convention	Independent Baptist	Baptistic, but not in name	Presbyterian	Other (please specify)	Response Totals
No children	28.6% (6)	17.4% (76)	29.7% (22)	27.8% (5)	28.7% (25)	21.0% (134)
One or more under age 10	28.6% (6)	38.6% (169)	41.9% (31)	22.2% (4)	32.2% (28)	37.3% (238)
One or more age 10 or older	19.0% (4)	29.2% (128)	24.3% (18)	11.1% (2)	20.7% (18)	26.6% (170)
One or more age 18 or older	38.1% (8)	39.3% (172)	23.0% (17)	44.4% (8)	32.2% (28)	36.5% (233)
answered question	21	438	74	18	87	638
						skipped question 4

7. What do you do for a living (check all that apply)? [Create Chart](#) [Download](#)

What church type do you identify with?

	Southern Baptist Convention	Independent Baptist	Baptistic, but not in name	Presbyterian	Other (please specify)	Response Totals
Pastor	28.6% (6)	38.4% (169)	28.4% (21)	5.3% (1)	40.9% (36)	36.3% (233)
Legal	0.0% (0)	1.1% (5)	1.4% (1)	0.0% (0)	0.0% (0)	0.9% (6)
Sales	9.5% (2)	3.0% (13)	1.4% (1)	5.3% (1)	3.4% (3)	3.1% (20)

Church staff	9.5% (2)	6.6% (29)	4.1% (3)	5.3% (1)	6.8% (6)	6.4% (41)
Missionary	23.8% (5)	9.1% (40)	1.4% (1)	0.0% (0)	2.3% (2)	7.5% (48)
Student	9.5% (2)	7.0% (31)	21.6% (16)	5.3% (1)	5.7% (5)	8.6% (55)
Homemaker	0.0% (0)	8.6% (38)	16.2% (12)	10.5% (2)	9.1% (8)	9.3% (60)
Teacher	9.5% (2)	12.0% (53)	17.6% (13)	21.1% (4)	9.1% (8)	12.5% (80)
Manufacturing	9.5% (2)	1.1% (5)	0.0% (0)	0.0% (0)	2.3% (2)	1.4% (9)
Driver	9.5% (2)	2.0% (9)	0.0% (0)	0.0% (0)	2.3% (2)	2.0% (13)
Farming	0.0% (0)	0.2% (1)	0.0% (0)	0.0% (0)	0.0% (0)	0.2% (1)
Doctor	0.0% (0)	0.9% (4)	0.0% (0)	0.0% (0)	0.0% (0)	0.6% (4)
Other medical	0.0% (0)	1.1% (5)	2.7% (2)	0.0% (0)	0.0% (0)	1.1% (7)
Lawyer	4.8% (1)	0.2% (1)	2.7% (2)	5.3% (1)	0.0% (0)	0.8% (5)
Accountant	0.0% (0)	2.5% (11)	0.0% (0)	0.0% (0)	0.0% (0)	1.7% (11)
IT	14.3% (3)	8.6% (38)	6.8% (5)	0.0% (0)	10.2% (9)	8.6% (55)
Engineering	0.0% (0)	1.6% (7)	1.4% (1)	5.3% (1)	2.3% (2)	1.7% (11)
Management	0.0% (0)	5.2% (23)	2.7% (2)	0.0% (0)	6.8% (6)	4.8% (31)
HR	0.0% (0)	0.7% (3)	0.0% (0)	0.0% (0)	1.1% (1)	0.6% (4)
College or seminary instructor	9.5% (2)	4.8% (21)	1.4% (1)	26.3% (5)	2.3% (2)	4.8% (31)
Construction	4.8% (1)	1.4% (6)	1.4% (1)	0.0% (0)	5.7% (5)	2.0% (13)
Insurance	0.0% (0)	0.9% (4)	1.4% (1)	5.3% (1)	2.3% (2)	1.2% (8)
Research	4.8% (1)	1.6% (7)	5.4% (4)	0.0% (0)	0.0% (0)	1.9% (12)
Other (please specify)	 3 replies (14.3%)	 94 replies (21.4%)	 14 replies (18.9%)	 6 replies (31.6%)	 18 replies (20.5%)	21.0% (135)
answered question	21	440	74	19	88	642
					skipped question	0

8. How would you describe your education level?

[Create Chart](#)

[Download](#)

What church type do you identify with?						
	Southern Baptist Convention	Independent Baptist	Baptistic, but not in name	Presbyterian	Other (please specify)	Response Totals
High school only	4.8% (1)	4.1% (18)	4.1% (3)	0.0% (0)	4.6% (4)	4.1% (26)
Technical college degree	14.3% (3)	3.9% (17)	2.7% (2)	0.0% (0)	4.6% (4)	4.1% (26)
Bible institute program	14.3% (3)	4.1% (18)	2.7% (2)	0.0% (0)	5.7% (5)	4.4% (28)
Bachelor's degree, secular	9.5% (2)	6.6% (29)	5.4% (4)	0.0% (0)	10.3% (9)	6.9% (44)
Bachelor's degree, Christian	9.5% (2)	32.1% (141)	31.1% (23)	26.3% (5)	24.1% (21)	30.0% (192)
Other undergraduate degree, Christian	9.5% (2)	0.7% (3)	1.4% (1)	0.0% (0)	1.1% (1)	1.1% (7)
Master's degree in progress	9.5% (2)	15.3% (67)	23.0% (17)	5.3% (1)	13.8% (12)	15.5% (99)
Masters degree earned	57.1% (12)	37.8% (166)	31.1% (23)	36.8% (7)	34.5% (30)	37.2% (238)
Doctoral work in progress	4.8% (1)	7.3% (32)	4.1% (3)	5.3% (1)	5.7% (5)	6.6% (42)
Earned doctorate	4.8% (1)	8.9% (39)	8.1% (6)	31.6% (6)	8.0% (7)	9.2% (59)
answered question	21	439	74	19	87	640
					skipped question	2

Show this Page Only

Page: SharperIron

9. When you visit SharperIron, what do you usually read (check all that apply)?

[Create Chart](#)

[Download](#)

What church type do you identify with?						
	Southern Baptist Convention	Independent Baptist	Baptistic, but not in name	Presbyterian	Other (please specify)	Response Totals
Front page articles	81.0% (17)	85.4% (375)	90.5% (67)	78.9% (15)	83.0% (73)	85.3% (547)
Filings posts	28.6% (6)	47.2% (207)	55.4% (41)	26.3% (5)	47.7% (42)	47.0% (301)
Forum posts	52.4% (11)	37.4% (164)	40.5% (30)	21.1% (4)	38.6% (34)	37.9% (243)
Blogroll	23.8% (5)	16.6% (73)	17.6% (13)	15.8% (3)	26.1% (23)	18.3% (117)
The Foundry	14.3% (3)	14.6% (64)	10.8% (8)	10.5% (2)	12.5% (11)	13.7% (88)

Other (please specify)	0 replies (0.0%)	11 replies (2.5%)	0 replies (0.0%)	0 replies (0.0%)	0 replies (0.0%)	1.7% (11)
answered question	21	439	74	19	88	641
					skipped question	1

10. If you do not post often in the forums, what would you say are the main reasons (choose all that apply)?

[Create Chart](#) [Download](#)

	What church type do you identify with?					Response Totals
	Southern Baptist Convention	Independent Baptist	Baptistic, but not in name	Presbyterian	Other (please specify)	
I don't want to embarrass myself	5.6% (1)	15.8% (63)	11.8% (8)	0.0% (0)	3.8% (3)	12.9% (75)
I don't have time	50.0% (9)	62.1% (247)	66.2% (45)	47.1% (8)	51.9% (41)	60.3% (350)
I don't like to argue	0.0% (0)	19.1% (76)	13.2% (9)	5.9% (1)	10.1% (8)	16.2% (94)
My views would be very unpopular	11.1% (2)	9.5% (38)	7.4% (5)	35.3% (6)	11.4% (9)	10.3% (60)
I could get in trouble where I work	0.0% (0)	3.8% (15)	4.4% (3)	35.3% (6)	2.5% (2)	4.5% (26)
The organization I work for has advised me not to post	0.0% (0)	0.5% (2)	1.5% (1)	0.0% (0)	0.0% (0)	0.5% (3)
SI is too liberal. I don't want to be associated with that	0.0% (0)	3.3% (13)	1.5% (1)	0.0% (0)	2.5% (2)	2.8% (16)
SI is just too dominated by Fundamentalist traditions	5.6% (1)	1.5% (6)	8.8% (6)	23.5% (4)	11.4% (9)	4.5% (26)
I don't want to be associated publicly with "fundamentalism"	0.0% (0)	1.0% (4)	5.9% (4)	5.9% (1)	6.3% (5)	2.4% (14)
Forums are pretty much a waste of time	16.7% (3)	14.8% (59)	23.5% (16)	11.8% (2)	11.4% (9)	15.3% (89)
The moderating is too heavy handed	0.0% (0)	2.3% (9)	1.5% (1)	5.9% (1)	1.3% (1)	2.1% (12)
The moderating is too often arbitrary	0.0% (0)	3.8% (15)	1.5% (1)	0.0% (0)	1.3% (1)	2.9% (17)
The moderating is too lax	0.0% (0)	1.0% (4)	0.0% (0)	0.0% (0)	0.0% (0)	0.7% (4)
Other (please specify)	7 replies (38.9%)	101 replies (25.4%)	12 replies (17.6%)	3 replies (17.6%)	26 replies (32.9%)	25.7% (149)

11. What tools do you use to read SharperIron? [Create Chart](#) [Download](#)

What church type do you identify with?

	Southern Baptist Convention	Independent Baptist	Baptistic, but not in name	Presbyterian	Other (please specify)	Response Totals
A web browser (e.g., Internet Explorer, Firefox)	90.5% (19)	96.5% (419)	95.8% (69)	94.7% (18)	100.0% (88)	96.7% (613)
An RSS reader	28.6% (6)	11.3% (49)	16.7% (12)	5.3% (1)	5.7% (5)	11.5% (73)
Other	0.0% (0)	0.2% (1)	4.2% (3)	0.0% (0)	0.0% (0)	0.6% (4)
<i>answered question</i>	21	434	72	19	88	634
					<i>skipped question</i>	8

12. Rate how much you appreciate the different kinds of SharperIron content: [Create Chart](#) [Download](#)

What church type do you identify with?

		Southern Baptist Convention	Independent Baptist	Baptistic, but not in name	Presbyterian	Other (please specify)	Response Totals
Front page articles in general	not at all	0.0% (0)	0.5% (2)	0.0% (0)	5.3% (1)	2.3% (2)	
	very little	4.8% (1)	5.5% (24)	5.4% (4)	5.3% (1)	6.8% (6)	
	somewhat	47.6% (10)	47.8% (210)	60.8% (45)	47.4% (9)	47.7% (42)	
	much	47.6% (10)	46.2% (203)	33.8% (25)	42.1% (8)	43.2% (38)	
	rating average	1.57 (21)	1.60 (439)	1.72 (74)	1.74 (19)	1.68 (88)	1.63 (641)
Filings posts	not at all	10.0% (2)	2.9% (12)	2.9% (2)	13.3% (2)	3.7% (3)	
	very little	20.0% (4)	12.0% (49)	12.9% (9)	6.7% (1)	13.4% (11)	
	somewhat	35.0% (7)	49.3% (202)	51.4% (36)	60.0% (9)	46.3% (38)	
	much	35.0% (7)	35.9% (147)	32.9% (23)	20.0% (3)	36.6% (30)	
	rating average	2.05 (20)	1.82 (410)	1.86 (70)	2.13 (15)	1.84 (82)	1.84 (597)
Book reviews	not at all	4.8% (1)	7.4% (31)	8.6% (6)	0.0% (0)	7.3% (6)	

	very little	14.3% (3)	26.3% (110)	32.9% (23)	38.9% (7)	32.9% (27)	
	somewhat	52.4% (11)	50.5% (211)	44.3% (31)	27.8% (5)	39.0% (32)	
	much	28.6% (6)	15.8% (66)	14.3% (10)	33.3% (6)	20.7% (17)	
	rating average	1.95 (21)	2.25 (418)	2.36 (70)	2.06 (18)	2.27 (82)	2.25 (609)
Interviews	not at all	0.0% (0)	6.7% (27)	5.7% (4)	11.1% (2)	7.3% (6)	
	very little	15.0% (3)	23.2% (94)	32.9% (23)	33.3% (6)	24.4% (20)	
	somewhat	65.0% (13)	51.5% (209)	44.3% (31)	33.3% (6)	41.5% (34)	
	much	20.0% (4)	18.7% (76)	17.1% (12)	22.2% (4)	26.8% (22)	
	rating average	1.95 (20)	2.18 (406)	2.27 (70)	2.33 (18)	2.12 (82)	2.18 (596)
Forum discussions	not at all	15.0% (3)	9.2% (38)	18.6% (13)	13.3% (2)	11.0% (9)	
	very little	10.0% (2)	29.7% (123)	27.1% (19)	6.7% (1)	23.2% (19)	
	somewhat	35.0% (7)	40.3% (167)	35.7% (25)	66.7% (10)	35.4% (29)	
	much	40.0% (8)	20.8% (86)	18.6% (13)	13.3% (2)	30.5% (25)	
	rating average	2.00 (20)	2.27 (414)	2.46 (70)	2.20 (15)	2.15 (82)	2.27 (601)
"Live blogging" of conferences	not at all	31.6% (6)	19.6% (76)	21.7% (15)	42.9% (6)	30.4% (24)	
	very little	31.6% (6)	34.0% (132)	34.8% (24)	7.1% (1)	32.9% (26)	
	somewhat	31.6% (6)	35.1% (136)	30.4% (21)	50.0% (7)	21.5% (17)	
	much	5.3% (1)	11.3% (44)	13.0% (9)	0.0% (0)	15.2% (12)	
	rating average	2.89 (19)	2.62 (388)	2.65 (69)	2.93 (14)	2.78 (79)	2.66 (569)
	answered question	21	440	74	19	88	642
							skipped question 0

13. How often should SI challenge the Fundamentalist status quo and discuss controversial points?

[Create Chart](#)

[Download](#)

What church type do you identify with?

Southern

Independent

Baptistic,

Other

Response

	Baptist Convention	Independent Baptist	but not in name	Presbyterian	(please specify)	Response Totals
Much more often than it does now	9.5% (2)	6.9% (29)	15.3% (11)	31.6% (6)	24.4% (21)	11.2% (69)
More often than it does now	42.9% (9)	18.2% (76)	27.8% (20)	36.8% (7)	25.6% (22)	21.8% (134)
About as much as it does now	47.6% (10)	58.4% (244)	47.2% (34)	26.3% (5)	44.2% (38)	53.7% (331)
Less often than it does now	0.0% (0)	10.3% (43)	8.3% (6)	5.3% (1)	4.7% (4)	8.8% (54)
Much less than it does now	0.0% (0)	6.2% (26)	1.4% (1)	0.0% (0)	1.2% (1)	4.5% (28)
answered question	21	418	72	19	86	616
					skipped question	26

14. Does SharperIron give people who are ill-informed or ill-mannered too much influence? [Create Chart](#) [Download](#)






What church type do you identify with?

	Southern Baptist Convention	Independent Baptist	Baptistic, but not in name	Presbyterian	Other (please specify)	Response Totals
Yes	0.0% (0)	26.8% (113)	28.8% (21)	10.5% (2)	13.1% (11)	23.8% (147)
No	71.4% (15)	57.7% (243)	64.4% (47)	73.7% (14)	78.6% (66)	62.3% (385)
Other (please specify)	6 replies (28.6%)	65 replies (15.4%)	5 replies (6.8%)	3 replies (15.8%)	7 replies (8.3%)	13.9% (86)
answered question	21	421	73	19	84	618
					skipped question	24

15. What changes at SI would you welcome? [Create Chart](#) [Download](#)

What church type do you identify with?

	Southern Baptist Convention	Independent Baptist	Baptistic, but not in name	Presbyterian	Other (please specify)	Response Totals
More "podcast" interviews with leading evangelicals	52.4% (11)	19.3% (85)	25.7% (19)	10.5% (2)	33.0% (29)	22.7% (146)
Remove all non-Fundamentalists from the forums	0.0% (0)	8.2% (36)	1.4% (1)	0.0% (0)	4.5% (4)	6.4% (41)
Offer full fledged social networking--a "Fundamentalist Facebook"	4.8% (1)	10.5% (46)	4.1% (3)	0.0% (0)	9.1% (8)	9.0% (58)
A more strongly						

A more strongly separatist doctrinal statement	0.0% (0)	21.4% (94)	5.4% (4)	0.0% (0)	9.1% (8)	16.5% (106)
A more strongly "young earth" doctrinal statement	9.5% (2)	19.1% (84)	6.8% (5)	5.3% (1)	15.9% (14)	16.5% (106)
A SharperIron store	23.8% (5)	13.9% (61)	8.1% (6)	15.8% (3)	9.1% (8)	12.9% (83)
Structured debates between selected participants	47.6% (10)	42.0% (185)	43.2% (32)	26.3% (5)	43.2% (38)	42.1% (270)
All comments on front page articles moderated before they post	0.0% (0)	5.2% (23)	8.1% (6)	5.3% (1)	6.8% (6)	5.6% (36)
A mobile version of SI (for small devices)	23.8% (5)	15.9% (70)	16.2% (12)	5.3% (1)	14.8% (13)	15.7% (101)
More Twitter activity	0.0% (0)	3.9% (17)	4.1% (3)	5.3% (1)	6.8% (6)	4.2% (27)
More "podcast" interviews with leading Fundamentalists	33.3% (7)	25.9% (114)	24.3% (18)	0.0% (0)	27.3% (24)	25.4% (163)
Online courses and Bible studies by qualified educators	14.3% (3)	24.5% (108)	17.6% (13)	15.8% (3)	20.5% (18)	22.6% (145)
SI on Kindle (Amazon ebook reader)	4.8% (1)	3.2% (14)	2.7% (2)	0.0% (0)	5.7% (5)	3.4% (22)
Other (please specify)	 4 replies (19.0%)	 85 replies (19.3%)	 10 replies (13.5%)	 6 replies (31.6%)	 27 replies (30.7%)	20.6% (132)
answered question	21	440	74	19	88	642
					skipped question	0

Show this Page Only

Page: Views

16. How would you describe your relationship with Fundamentalism (assuming you are talking to someone who knows what it is)?

[Create Chart](#)

[Download](#)

What church type do you identify with?

	Southern Baptist Convention	Independent Baptist	Baptistic, but not in name	Presbyterian	Other (please specify)	Response Totals
I identify with the best of the Fundamentalist movement	4.8% (1)	63.2% (276)	25.7% (19)	15.8% (3)	28.7% (25)	50.8% (324)
I do not claim the movement, but do claim "the idea"	4.8% (1)	21.3% (93)	27.0% (20)	10.5% (2)	23.0% (20)	21.3% (136)

I am more of a conservative evangelical with some Fundamentalist sympathies	76.2% (16)	8.2% (36)	40.5% (30)	31.6% (6)	29.9% (26)	17.9% (114)
I want nothing to do with Fundamentalism	0.0% (0)	0.2% (1)	0.0% (0)	5.3% (1)	3.4% (3)	0.8% (5)
Other (please specify)	3 replies (14.3%)	31 replies (7.1%)	5 replies (6.8%)	7 replies (36.8%)	13 replies (14.9%)	9.2% (59)
answered question	21	437	74	19	87	638
					skipped question	4

17. What church type do you identify with? [Create Chart](#) [Download](#)

What church type do you identify with?

	Southern Baptist Convention	Independent Baptist	Baptistic, but not in name	Presbyterian	Other (please specify)	Response Totals
Southern Baptist Convention	100.0% (21)	0.0% (0)	0.0% (0)	0.0% (0)	0.0% (0)	3.3% (21)
Independent Baptist	0.0% (0)	100.0% (440)	0.0% (0)	0.0% (0)	0.0% (0)	68.5% (440)
Baptistic, but not in name	0.0% (0)	0.0% (0)	100.0% (74)	0.0% (0)	0.0% (0)	11.5% (74)
Presbyterian	0.0% (0)	0.0% (0)	0.0% (0)	100.0% (19)	0.0% (0)	3.0% (19)
Methodist	0.0% (0)	0.0% (0)	0.0% (0)	0.0% (0)	0.0% (0)	0.0% (0)
Free Lutheran	0.0% (0)	0.0% (0)	0.0% (0)	0.0% (0)	0.0% (0)	0.0% (0)
Assembly of God	0.0% (0)	0.0% (0)	0.0% (0)	0.0% (0)	0.0% (0)	0.0% (0)
Anglican	0.0% (0)	0.0% (0)	0.0% (0)	0.0% (0)	0.0% (0)	0.0% (0)
Episcopal	0.0% (0)	0.0% (0)	0.0% (0)	0.0% (0)	0.0% (0)	0.0% (0)
Roman Catholic	0.0% (0)	0.0% (0)	0.0% (0)	0.0% (0)	0.0% (0)	0.0% (0)
Other (please specify)	0 replies (0.0%)	0 replies (0.0%)	0 replies (0.0%)	0 replies (0.0%)	88 replies (100.0%)	13.7% (88)
answered question	21	440	74	19	88	642
					skipped question	0

18. Which of these best describes your beliefs regarding English Bible translations (choose all that apply)? [Create Chart](#) [Download](#)

What church type do you identify with?						
	Southern Baptist Convention	Independent Baptist	Baptistic, but not in name	Presbyterian	Other (please specify)	Response Totals
I believe it is wrong to use anything other than the KJV	0.0% (0)	3.2% (14)	0.0% (0)	0.0% (0)	1.1% (1)	2.3% (15)
I use only the KJV, but do not believe it is necessarily wrong for others to use something else	0.0% (0)	26.3% (115)	10.8% (8)	5.3% (1)	6.8% (6)	20.3% (130)
I have a favorite modern translation and rarely use anything else	23.8% (5)	11.6% (51)	13.5% (10)	10.5% (2)	21.6% (19)	13.6% (87)
I use multiple translations, but generally prefer a highly literal or formal equivalent translation	81.0% (17)	56.4% (247)	68.9% (51)	52.6% (10)	68.2% (60)	60.2% (385)
I use multiple translations and am not particular about "literal" vs. "dynamic"	14.3% (3)	6.2% (27)	18.9% (14)	36.8% (7)	6.8% (6)	8.9% (57)
I believe the "Textus Receptus"/Received Text is the proper basis for translation	4.8% (1)	14.2% (62)	2.7% (2)	0.0% (0)	5.7% (5)	10.9% (70)
I believe the Majority Text is the best basis for translation	4.8% (1)	11.2% (49)	5.4% (4)	10.5% (2)	9.1% (8)	10.0% (64)
I believe an eclectic text that seeks to identify the oldest readings is the best basis for translation	38.1% (8)	24.2% (106)	28.4% (21)	10.5% (2)	22.7% (20)	24.5% (157)
answered question	21	438	74	19	88	640
					skipped question	2

19. Which of these best describes your attitude toward Calvinism?

[Create Chart](#)

[Download](#)

What church type do you identify with?						
	Southern Baptist Convention	Independent Baptist	Baptistic, but not in name	Presbyterian	Other (please specify)	Response Totals
I am a five point Calvinist (as I understand the points)	57.1% (12)	13.5% (59)	37.8% (28)	84.2% (16)	32.2% (28)	22.4% (143)
I am a four point						






Calvinist (as I understand the points)	9.5% (2)	21.2% (93)	13.5% (10)	5.3% (1)	19.5% (17)	19.2% (123)
I am a Calvinist but claim three points or less	0.0% (0)	2.7% (12)	2.7% (2)	0.0% (0)	1.1% (1)	2.3% (15)
I have several beliefs in common with Calvinism, but do not claim the name	23.8% (5)	37.9% (166)	33.8% (25)	10.5% (2)	29.9% (26)	35.1% (224)
I reject Calvinism but believe it is a point of view worthy of respect	9.5% (2)	7.3% (32)	2.7% (2)	0.0% (0)	5.7% (5)	6.4% (41)
I reject Calvinism and believe it is a serious and damaging error	0.0% (0)	11.4% (50)	4.1% (3)	0.0% (0)	4.6% (4)	8.9% (57)
What's "Calvinism"?	0.0% (0)	0.5% (2)	0.0% (0)	0.0% (0)	0.0% (0)	0.3% (2)
Other (please specify)	0 replies (0.0%)	24 replies (5.5%)	4 replies (5.4%)	0 replies (0.0%)	6 replies (6.9%)	5.3% (34)
answered question	21	438	74	19	87	639
					skipped question	3

20. Which of these best describes your beliefs about Christ's return?

[Create Chart](#)

[Download](#)

	What church type do you identify with?					Response Totals
	Southern Baptist Convention	Independent Baptist	Baptistic, but not in name	Presbyterian	Other (please specify)	
Believers will be taken up ("Rapture") before a seven year period of tribulation, then Christ will establish His kingdom on the earth for a thousand years	47.6% (10)	90.8% (397)	63.0% (46)	5.3% (1)	64.4% (56)	80.1% (510)
Believers will be taken up ("Rapture") during a seven year period of tribulation, then Christ will establish His kingdom on the earth for a thousand years	0.0% (0)	1.6% (7)	0.0% (0)	5.3% (1)	4.6% (4)	1.9% (12)
Believers will not be taken up before the seven year tribulation but will remain until Christ returns, then they	14.3% (3)	3.2% (14)	9.6% (7)	26.3% (5)	17.2% (15)	6.9% (44)

will join Him in the air and reign with Him on the earth for a thousand years						
Christ will return then reign eternally (there will be no seven or one thousand year events)	19.0% (4)	0.9% (4)	11.0% (8)	36.8% (7)	8.0% (7)	4.7% (30)
I am very confident of my beliefs in this area	33.3% (7)	51.0% (223)	21.9% (16)	5.3% (1)	33.3% (29)	43.3% (276)
I believe my position handles Scripture best but not by a margin that allows me to be very certain	38.1% (8)	22.2% (97)	41.1% (30)	52.6% (10)	37.9% (33)	27.9% (178)
My position on this is little more than a guess	19.0% (4)	3.4% (15)	9.6% (7)	10.5% (2)	4.6% (4)	5.0% (32)
Other (please specify)	 2 replies (9.5%)	 20 replies (4.6%)	 3 replies (4.1%)	 5 replies (26.3%)	 9 replies (10.3%)	6.1% (39)
answered question	21	437	73	19	87	637
					skipped question	5

21. Which of these best describes your attitude toward Reformed theology and practice?

[Create Chart](#)

[Download](#)

	What church type do you identify with?					Response Totals
	Southern Baptist Convention	Independent Baptist	Baptistic, but not in name	Presbyterian	Other (please specify)	
I am Reformed, period	4.8% (1)	0.9% (4)	2.7% (2)	78.9% (15)	5.8% (5)	4.3% (27)
I am Reformed, but not in matters of eschatology or baptism	38.1% (8)	11.9% (51)	32.4% (24)	0.0% (0)	18.6% (16)	15.7% (99)
I appreciate much in the Reformed tradition, but do not consider myself "Reformed"	38.1% (8)	50.5% (217)	54.1% (40)	15.8% (3)	52.3% (45)	49.7% (313)
I do not see much of value in the Reformed tradition	0.0% (0)	12.1% (52)	4.1% (3)	0.0% (0)	1.2% (1)	8.9% (56)
Reformed teaching is a serious and damaging error	0.0% (0)	13.7% (59)	4.1% (3)	0.0% (0)	4.7% (4)	10.5% (66)
What's "Reformed"?	0.0% (0)	4.7% (20)	0.0% (0)	0.0% (0)	7.0% (6)	4.1% (26)

Other (please specify)	4 replies (19.0%)	27 replies (6.3%)	2 replies (2.7%)	1 reply (5.3%)	9 replies (10.5%)	6.8% (43)
answered question	21	430	74	19	86	630
					skipped question	12

22. What do you believe about home schooling? [Create Chart](#) [Download](#)

What church type do you identify with?

	Southern Baptist Convention	Independent Baptist	Baptistic, but not in name	Presbyterian	Other (please specify)	Response Totals
It's a good option for some people	76.2% (16)	81.7% (358)	80.8% (59)	78.9% (15)	80.5% (70)	81.2% (518)
Every family should home school if possible	19.0% (4)	11.2% (49)	8.2% (6)	10.5% (2)	14.9% (13)	11.6% (74)
It's a good idea for the early years but not jr. high and high school	4.8% (1)	4.1% (18)	2.7% (2)	0.0% (0)	2.3% (2)	3.6% (23)
Home schooling isolates children too much and hinders Christian witness	0.0% (0)	4.6% (20)	9.6% (7)	10.5% (2)	8.0% (7)	5.6% (36)
It should not be considered unless there is no good school nearby	4.8% (1)	4.6% (20)	5.5% (4)	0.0% (0)	1.1% (1)	4.1% (26)
Other (please specify)	1 reply (4.8%)	32 replies (7.3%)	4 replies (5.5%)	0 replies (0.0%)	2 replies (2.3%)	6.1% (39)
answered question	21	438	73	19	87	638
					skipped question	4



Site Links

- Home
- About Us
- Contact Us
- We're Hiring

Help

- Help Center
- Tutorials
- FAQs
- Contact Support

Policies

- Terms of Use
- Privacy Policy
- Anti-Spam Policy
- Email Opt Out / Opt In

Use Cases

- Customer Satisfaction
- Performance Review
- Employee Satisfaction
- Market Research

Languages

- English
- Nederlands