



survey title:

**SI Reader Survey**  
2009-2010 [Edit Title](#)

[design survey](#)[collect responses](#)[analyze results](#)[View Summary](#)[Browse Responses](#)[Filter Responses](#)[Crosstab Responses](#)[Download Responses](#)[Share Responses](#)

current report: XXXXXXXXXX [Add Report](#)



## Response Summary

Active Crosstab: ByMembership

Total: 704

[Edit Crosstab](#)

Crosstabbed: 703

[Unapply Crosstab](#)[Show this Page Only](#)

Page: Demographic info

### 1. Describe your membership status at SI

[Create Chart](#)[Download](#)

Describe your membership status at SI

	I am a member (rejoined on or after June 1, '09)	I was a member in the past but am not now	I have never been a member	Response Totals
I am a member (rejoined on or after June 1, '09)	100.0% (374)	0.0% (0)	0.0% (0)	53.2% (374)
I was a member in the past but am not now	0.0% (0)	100.0% (158)	0.0% (0)	22.5% (158)
I have never been a member	0.0% (0)	0.0% (0)	100.0% (171)	24.3% (171)
<b>answered question</b>	<b>374</b>	<b>158</b>	<b>171</b>	<b>703</b>
<b>skipped question</b>				<b>0</b>

### 2. On average, how often do you read SharperIron?

[Create Chart](#)[Download](#)

Describe your membership status at SI

	I am a member (rejoined on or after June 1, '09)	I was a member in the past but am not now	I have never been a member	Response Totals
More than once a week	58.0% (217)	32.3% (51)	51.5% (88)	50.6% (356)
About once a week	21.1% (79)	19.6% (31)	25.1% (43)	21.8% (153)

About once a month	11.2% (42)	12.7% (20)	11.1% (19)	11.5% (81)
Less than once a month	9.4% (35)	<b>35.4%</b> <b>(56)</b>	7.6% (13)	14.8% (104)
I'm brand new to the site and it's too soon to tell	0.3% (1)	0.0% (0)	4.7% (8)	1.3% (9)
<b>answered question</b>	374	158	171	<b>703</b>
			<b>skipped question</b>	<b>0</b>

### 3. What year did you begin reading SharperIron?

[Create Chart](#)

[Download](#)

	Describe your membership status at SI			Response Totals
	I am a member (rejoined on or after June 1, '09)	I was a member in the past but am not now	I have never been a member	
2005	<b>35.0%</b> <b>(131)</b>	<b>41.1%</b> <b>(65)</b>	18.7% (32)	<b>32.4%</b> <b>(228)</b>
2006	23.8% (89)	33.5% (53)	15.8% (27)	24.0% (169)
2007	22.2% (83)	17.1% (27)	<b>27.5%</b> <b>(47)</b>	22.3% (157)
2008	11.2% (42)	7.0% (11)	19.9% (34)	12.4% (87)
2009	7.2% (27)	0.6% (1)	15.8% (27)	7.8% (55)
2010	0.5% (2)	0.6% (1)	2.3% (4)	1.0% (7)
<b>answered question</b>	374	158	171	<b>703</b>
			<b>skipped question</b>	<b>0</b>

### 4. How old are you?

[Create Chart](#)

[Download](#)

	Describe your membership status at SI			Response Totals
	I am a member (rejoined on or after June 1, '09)	I was a member in the past but am not now	I have never been a member	
Under 18	0.0% (0)	0.0% (0)	0.0% (0)	0.0% (0)
18-24	4.0% (15)	5.1% (8)	5.8% (10)	4.7% (33)
25-34	<b>28.3%</b> <b>(106)</b>	27.2% (43)	<b>24.0%</b> <b>(41)</b>	<b>27.0%</b> <b>(190)</b>
35-44	25.1% (93)	<b>28.5%</b> <b>(104)</b>	22.2% (31)	25.2% (178)
45-54	11.2% (42)	11.4% (41)	11.1% (16)	11.9% (89)
55-64	11.2% (42)	11.4% (41)	11.1% (16)	11.9% (89)
65-74	11.2% (42)	11.4% (41)	11.1% (16)	11.9% (89)
75+	11.2% (42)	11.4% (41)	11.1% (16)	11.9% (89)
<b>answered question</b>	374	158	171	<b>703</b>
			<b>skipped question</b>	<b>0</b>

35-44	23.1% (94)	23.3% (45)	22.2% (38)	23.2% (177)
45-54	24.1% (90)	22.2% (35)	21.1% (36)	22.9% (161)
55-64	12.3% (46)	13.3% (21)	21.1% (36)	14.7% (103)
Over 64	6.1% (23)	3.8% (6)	5.8% (10)	5.5% (39)
<b>answered question</b>	<b>374</b>	<b>158</b>	<b>171</b>	<b>703</b>
		<b>skipped question</b>		<b>0</b>

5. Your gender... [Create Chart](#) [Download](#)

Describe your membership status at SI

	I am a member (rejoined on or after June 1, '09)	I was a member in the past but am not now	I have never been a member	Response Totals
Male	86.8% (317)	79.4% (123)	81.4% (136)	83.8% (576)
Female	13.2% (48)	20.6% (32)	18.6% (31)	16.2% (111)
<b>answered question</b>	<b>365</b>	<b>155</b>	<b>167</b>	<b>687</b>
		<b>skipped question</b>		<b>16</b>

6. If you have children, what are their ages (choose all that apply)? [Create Chart](#) [Download](#)




Describe your membership status at SI

	I am a member (rejoined on or after June 1, '09)	I was a member in the past but am not now	I have never been a member	Response Totals
No children	19.3% (72)	22.6% (35)	29.6% (50)	22.5% (157)
One or more under age 10	37.5% (140)	43.9% (68)	29.0% (49)	36.9% (257)
One or more age 10 or older	27.6% (103)	27.7% (43)	18.9% (32)	25.5% (178)
One or more age 18 or older	36.7% (137)	29.0% (45)	39.1% (66)	35.6% (248)
<b>answered question</b>	<b>373</b>	<b>155</b>	<b>169</b>	<b>697</b>
		<b>skipped question</b>		<b>6</b>

7. What do you do for a living (check all that apply)? [Create Chart](#) [Download](#)

**Describe your membership status at SI**

	<b>I am a member (rejoined on or after June 1, '09)</b>	<b>I was a member in the past but am not now</b>	<b>I have never been a member</b>	<b>Response Totals</b>
Pastor	<b>40.1%</b> <b>(150)</b>	<b>31.6%</b> <b>(50)</b>	<b>28.7%</b> <b>(49)</b>	<b>35.4%</b> <b>(249)</b>
Legal	1.1% (4)	1.3% (2)	0.6% (1)	1.0% (7)
Sales	4.3% (16)	2.5% (4)	1.8% (3)	3.3% (23)
Church staff	5.9% (22)	8.2% (13)	7.6% (13)	6.8% (48)
Missionary	8.6% (32)	9.5% (15)	4.1% (7)	7.7% (54)
Student	9.4% (35)	10.8% (17)	7.6% (13)	9.2% (65)
Homemaker	7.5% (28)	13.3% (21)	9.4% (16)	9.2% (65)
Teacher	11.0% (41)	14.6% (23)	12.3% (21)	12.1% (85)
Manufacturing	1.3% (5)	0.6% (1)	2.9% (5)	1.6% (11)
Driver	2.7% (10)	2.5% (4)	0.6% (1)	2.1% (15)
Farming	0.0% (0)	0.6% (1)	0.0% (0)	0.1% (1)
Doctor	0.5% (2)	0.0% (0)	1.8% (3)	0.7% (5)
Other medical	1.3% (5)	1.3% (2)	0.0% (0)	1.0% (7)
Lawyer	0.8% (3)	0.0% (0)	1.2% (2)	0.7% (5)
Accountant	1.9% (7)	2.5% (4)	2.3% (4)	2.1% (15)
IT	8.6% (32)	8.9% (14)	8.2% (14)	8.5% (60)
Engineering	2.4% (9)	1.3% (2)	2.3% (4)	2.1% (15)
Management	5.1% (19)	4.4% (7)	2.9% (5)	4.4% (31)
HR	0.0% (0)	1.9% (3)	0.6% (1)	0.6% (4)
College or seminary instructor	5.9% (22)	4.4% (7)	2.3% (4)	4.7% (33)
	2.1%	1.0%	1.2%	2.0%

Construction	2.7% (9)	1.3% (3)	1.2% (2)	2.0% (14)
Insurance	1.3% (5)	1.3% (2)	1.2% (2)	1.3% (9)
Research	2.1% (8)	1.9% (3)	2.3% (4)	2.1% (15)
Other (please specify)	 <a href="#">79 replies</a> (21.1%)	 <a href="#">31 replies</a> (19.6%)	 <a href="#">39 replies</a> (22.8%)	21.2% (149)
<b>answered question</b>	374	158	171	<b>703</b>
			<b>skipped question</b>	<b>0</b>

8. How would you describe your education level? [Create Chart](#) [Download](#)




Describe your membership status at SI	Describe your membership status at SI			Response Totals
	I am a member (rejoined on or after June 1, '09)	I was a member in the past but am not now	I have never been a member	
High school only	5.1% (19)	3.8% (6)	4.1% (7)	4.6% (32)
Technical college degree	2.4% (9)	4.5% (7)	6.4% (11)	3.9% (27)
Bible institute program	4.0% (15)	5.8% (9)	4.1% (7)	4.4% (31)
Bachelor's degree, secular	5.1% (19)	5.8% (9)	13.5% (23)	7.3% (51)
Bachelor's degree, Christian	30.4% (113)	32.7% (51)	28.7% (49)	30.5% (213)
Other undergraduate degree, Christian	1.1% (4)	0.6% (1)	1.2% (2)	1.0% (7)
Master's degree in progress	16.4% (61)	14.7% (23)	14.0% (24)	15.5% (108)
Masters degree earned	<b>38.4% (143)</b>	<b>37.2% (58)</b>	<b>32.7% (56)</b>	<b>36.8% (257)</b>
Doctoral work in progress	8.6% (32)	6.4% (10)	2.9% (5)	6.7% (47)
Earned doctorate	9.7% (36)	8.3% (13)	7.0% (12)	8.7% (61)
<b>answered question</b>	372	156	171	<b>699</b>
			<b>skipped question</b>	<b>4</b>

Show this Page Only

Page: SharperIron

9. When you visit SharperIron, what do you usually read (check all that apply)? [Create Chart](#) [Download](#)




**Describe your membership status at SI**

	<b>I am a member (rejoined on or after June 1, '09)</b>	<b>I was a member in the past but am not now</b>	<b>I have never been a member</b>	<b>Response Totals</b>
Front page articles	<b>83.8%</b> (299)	<b>80.4%</b> (115)	<b>91.0%</b> (142)	<b>84.8%</b> (556)
Filings posts	50.7% (181)	41.3% (59)	42.9% (67)	46.8% (307)
Forum posts	43.7% (156)	38.5% (55)	23.7% (37)	37.8% (248)
Blogroll	16.8% (60)	24.5% (35)	15.4% (24)	18.1% (119)
The Foundry	17.6% (63)	12.6% (18)	5.1% (8)	13.6% (89)
Other (please specify)	 <a href="#">6 replies</a> (1.7%)	 <a href="#">3 replies</a> (2.1%)	 <a href="#">3 replies</a> (1.9%)	1.8% (12)
<b>answered question</b>	357	143	156	<b>656</b>
			<b>skipped question</b>	<b>47</b>

10. If you do not post often in the forums, what you say are the main reasons (choose all that apply)? [Create Chart](#) [Download](#)

**Describe your membership status at SI**

	<b>I am a member (rejoined on or after June 1, '09)</b>	<b>I was a member in the past but am not now</b>	<b>I have never been a member</b>	<b>Response Totals</b>
I don't want to embarrass myself	12.7% (40)	15.6% (21)	11.2% (16)	13.0% (77)
I don't have time	<b>67.1%</b> (212)	<b>45.9%</b> (62)	<b>58.0%</b> (83)	<b>60.1%</b> (357)
I don't like to argue	17.7% (56)	16.3% (22)	12.6% (18)	16.2% (96)
My views would be very unpopular	10.1% (32)	15.6% (21)	6.3% (9)	10.4% (62)
I could get in trouble where I work	4.4% (14)	5.2% (7)	3.5% (5)	4.4% (26)
The organization I work for has advised me not to post	0.9% (3)	0.0% (0)	0.0% (0)	0.5% (3)
SI is too liberal. I don't want to be associated with that	1.9% (6)	6.7% (9)	2.1% (3)	3.0% (18)
SI is just too dominated by Fundamentalists	2.2% (7)	8.1% (11)	7.0% (10)	4.7% (28)

traditions				
I don't want to be associated publicly with "fundamentalism"	0.3% (1)	5.2% (7)	4.2% (6)	2.4% (14)
Forums are pretty much a waste of time	13.9% (44)	18.5% (25)	14.7% (21)	15.2% (90)
The moderating is too heavy handed	1.6% (5)	4.4% (6)	0.7% (1)	2.0% (12)
The moderating is too often arbitrary	3.5% (11)	4.4% (6)	0.7% (1)	3.0% (18)
The moderating is too lax	0.6% (2)	1.5% (2)	0.0% (0)	0.7% (4)
Other (please specify)	 <a href="#">76 replies</a> (24.1%)	 <a href="#">39 replies</a> (28.9%)	 <a href="#">38 replies</a> (26.6%)	25.8% (153)
<b>answered question</b>	316	135	143	<b>594</b>
			<b>skipped question</b>	<b>109</b>

11. What tools do you use to read SharperIron? <a href="#">Create Chart</a> <a href="#">Download</a>				
Describe your membership status at SI				
	I am a member (rejoined on or after June 1, '09)	I was a member in the past but am not now	I have never been a member	Response Totals
A web browser (e.g., Internet Explorer, Firefox)	97.2% (342)	97.2% (138)	94.8% (147)	96.6% (627)
An RSS reader	12.2% (43)	8.5% (12)	12.3% (19)	11.4% (74)
Other	0.6% (2)	0.7% (1)	0.6% (1)	0.6% (4)
<b>answered question</b>	352	142	155	<b>649</b>
			<b>skipped question</b>	<b>54</b>

12. Rate how much you appreciate the different kinds of SharperIron content: <a href="#">Create Chart</a> <a href="#">Download</a>					
Describe your membership status at SI					
		I am a member (rejoined on or after June 1, '09)	I was a member in the past but am not now	I have never been a member	Response Totals
Front page articles in general	<b>not at all</b>	0.3% (1)	2.1% (3)	1.3% (2)	
	<b>very little</b>	4.8% (17)	10.5% (15)	3.8% (6)	

	<b>somewhat</b>	<b>47.6%</b> <b>(170)</b>	<b>55.2%</b> <b>(79)</b>	<b>48.7%</b> <b>(76)</b>	
	<b>much</b>	47.3% (169)	32.2% (46)	46.2% (72)	
	<b>rating average</b>	1.58 (357)	1.83 (143)	1.60 (156)	1.64 (656)
Filings posts	<b>not at all</b>	2.4% (8)	4.6% (6)	5.7% (8)	
	<b>very little</b>	11.8% (40)	15.3% (20)	12.8% (18)	
	<b>somewhat</b>	<b>47.1%</b> <b>(160)</b>	<b>51.1%</b> <b>(67)</b>	<b>49.6%</b> <b>(70)</b>	
	<b>much</b>	38.8% (132)	29.0% (38)	31.9% (45)	
	<b>rating average</b>	1.78 (340)	1.95 (131)	1.92 (141)	1.85 (612)
Book reviews	<b>not at all</b>	7.0% (24)	9.4% (13)	5.6% (8)	
	<b>very little</b>	28.8% (99)	30.4% (42)	26.1% (37)	
	<b>somewhat</b>	<b>46.2%</b> <b>(159)</b>	<b>43.5%</b> <b>(60)</b>	<b>52.8%</b> <b>(75)</b>	
	<b>much</b>	18.0% (62)	16.7% (23)	15.5% (22)	
	<b>rating average</b>	2.25 (344)	2.33 (138)	2.22 (142)	2.26 (624)
Interviews	<b>not at all</b>	5.3% (18)	9.6% (13)	7.2% (10)	
	<b>very little</b>	22.3% (75)	28.9% (39)	28.8% (40)	
	<b>somewhat</b>	<b>48.4%</b> <b>(163)</b>	<b>49.6%</b> <b>(67)</b>	<b>48.2%</b> <b>(67)</b>	
	<b>much</b>	24.0% (81)	11.9% (16)	15.8% (22)	
	<b>rating average</b>	2.09 (337)	2.36 (135)	2.27 (139)	2.19 (611)
Forum discussions	<b>not at all</b>	5.3% (18)	19.0% (26)	15.8% (22)	
	<b>very little</b>	27.9% (95)	27.0% (37)	26.6% (37)	
	<b>somewhat</b>	<b>38.5%</b> <b>(131)</b>	<b>38.7%</b> <b>(53)</b>	<b>43.2%</b> <b>(60)</b>	
	<b>much</b>	28.2% (96)	15.3% (21)	14.4% (20)	
	<b>rating average</b>	2.10 (340)	2.50 (137)	2.44 (139)	2.27 (616)

"Live blogging" of conferences	<b>not at all</b>	18.6% (60)	26.4% (34)	30.3% (40)	
	<b>very little</b>	31.3% (101)	<b>34.9%</b> <b>(45)</b>	<b>34.8%</b> <b>(46)</b>	
	<b>somewhat</b>	<b>34.4%</b> <b>(111)</b>	31.0% (40)	30.3% (40)	
	<b>much</b>	15.8% (51)	7.8% (10)	4.5% (6)	
	<b>rating average</b>	2.53 (323)	2.80 (129)	2.91 (132)	2.67 (584)
<b>answered question</b>	358	143	156	<b>657</b>	
			<b>skipped question</b>	<b>46</b>	

13. How often should SI challenge the Fundamentalists status quo and discuss controversial points? [Create Chart](#) [Download](#)




Describe your membership status at SI

	I am a member (rejoined on or after June 1, '09)	I was a member in the past but am not now	I have never been a member	Response Totals
Much more often than it does now	8.9% (31)	14.8% (20)	12.8% (19)	11.1% (70)
More often than it does now	20.7% (72)	23.7% (32)	22.1% (33)	21.7% (137)
About as much as it does now	<b>60.5%</b> <b>(210)</b>	<b>38.5%</b> <b>(52)</b>	<b>53.0%</b> <b>(79)</b>	<b>54.0%</b> <b>(341)</b>
Less often than it does now	6.1% (21)	17.0% (23)	6.7% (10)	8.6% (54)
Much less than it does now	3.7% (13)	5.9% (8)	5.4% (8)	4.6% (29)
<b>answered question</b>	347	135	149	<b>631</b>
			<b>skipped question</b>	<b>72</b>

14. Does SharperIron give people who are ill-informed or ill-mannered too much influence? [Create Chart](#) [Download](#)

Describe your membership status at SI

	I am a member (rejoined on or after June 1, '09)	I was a member in the past but am not now	I have never been a member	Response Totals
Yes	21.2% (73)	33.8% (46)	20.3% (31)	23.7% (150)
No	<b>64.5%</b> <b>(222)</b>	<b>52.2%</b> <b>(71)</b>	<b>66.7%</b> <b>(102)</b>	<b>62.4%</b> <b>(395)</b>

Other (please specify)	 <a href="#">49 replies</a> (14.2%)	 <a href="#">19 replies</a> (14.0%)	 <a href="#">20 replies</a> (13.1%)	13.9% (88)
<b>answered question</b>	344	136	153	<b>633</b>
			<b>skipped question</b>	<b>70</b>

15. What changes at SI would you welcome?

[Create Chart](#)

[Download](#)

Describe your membership status at SI

	I am a member (rejoined on or after June 1, '09)	I was a member in the past but am not now	I have never been a member	Response Totals
More "podcast" interviews with leading evangelicals	26.5% (95)	17.5% (25)	17.9% (28)	22.5% (148)
Remove all non-Fundamentalists from the forums	6.1% (22)	9.8% (14)	3.8% (6)	6.4% (42)
Offer full fledged social networking--a "Fundamentalist Facebook"	9.5% (34)	7.7% (11)	8.3% (13)	8.8% (58)
A more strongly separatist doctrinal statement	13.4% (48)	23.1% (33)	17.3% (27)	16.4% (108)
A more strongly "young earth" doctrinal statement	16.5% (59)	18.2% (26)	14.1% (22)	16.3% (107)
A SharperIron store	14.2% (51)	9.8% (14)	13.5% (21)	13.1% (86)
Structured debates between selected participants	<b>46.9%</b> <b>(168)</b>	<b>35.0%</b> <b>(50)</b>	<b>36.5%</b> <b>(57)</b>	<b>41.9%</b> <b>(275)</b>
All comments on front page articles moderated before they post	4.5% (16)	7.0% (10)	7.1% (11)	5.6% (37)
A mobile version of SI (for small devices)	17.3% (62)	15.4% (22)	11.5% (18)	15.5% (102)
More Twitter activity	5.0% (18)	4.9% (7)	2.6% (4)	4.4% (29)
More "podcast" interviews with leading Fundamentalists	28.5% (102)	25.2% (36)	16.0% (25)	24.8% (163)
Online courses and Bible studies by qualified educators	25.4% (91)	18.9% (27)	19.2% (30)	22.5% (148)
SI on Kindle (Amazon ebook reader)	4.5% (16)	4.2% (6)	1.3% (2)	3.7% (24)

Other (please specify)	<a href="#">65 replies</a> (18.2%)	<a href="#">33 replies</a> (23.1%)	<a href="#">36 replies</a> (23.1%)	20.4% (134)
<b>answered question</b>	358	143	156	<b>657</b>
			<b>skipped question</b>	<b>46</b>

Show this Page Only

Page: Views

**16. How would you describe your relationship with Fundamentalism (assuming you are talking to someone who knows what it is)?** [Create Chart](#) [Download](#)




Describe your membership status at SI

	I am a member (rejoined on or after June 1, '09)	I was a member in the past but am not now	I have never been a member	Response Totals
I identify with the best of the Fundamentalist movement	51.7% (181)	49.3% (69)	49.7% (74)	50.7% (324)
I do not claim the movement, but do claim "the idea"	26.0% (91)	17.9% (25)	13.4% (20)	21.3% (136)
I am more of a conservative evangelical with some Fundamentalist sympathies	15.1% (53)	20.0% (28)	22.8% (34)	18.0% (115)
I want nothing to do with Fundamentalism	0.0% (0)	2.1% (3)	1.3% (2)	0.8% (5)
Other (please specify)	<a href="#">25 replies</a> (7.1%)	<a href="#">15 replies</a> (10.7%)	<a href="#">19 replies</a> (12.8%)	9.2% (59)
<b>answered question</b>	350	140	149	<b>639</b>
			<b>skipped question</b>	<b>64</b>

**17. What church type do you identify with?** [Create Chart](#) [Download](#)

Describe your membership status at SI

	I am a member (rejoined on or after June 1, '09)	I was a member in the past but am not now	I have never been a member	Response Totals
Southern Baptist Convention	2.8% (10)	3.6% (5)	4.0% (6)	3.3% (21)
Independent Baptist	72.6% (257)	66.4% (93)	60.4% (90)	68.4% (440)
Baptistic, but not in	9.9%	12.1%	14.8%	11.5%




name	(35)	(17)	(22)	(74)
Presbyterian	2.0% (7)	4.3% (6)	4.0% (6)	3.0% (19)
Methodist	0.0% (0)	0.7% (1)	0.0% (0)	0.2% (1)
Free Lutheran	0.0% (0)	0.0% (0)	0.0% (0)	0.0% (0)
Assembly of God	0.0% (0)	0.0% (0)	0.0% (0)	0.0% (0)
Anglican	0.0% (0)	0.0% (0)	0.0% (0)	0.0% (0)
Episcopal	0.0% (0)	0.0% (0)	0.0% (0)	0.0% (0)
Roman Catholic	0.0% (0)	0.0% (0)	0.0% (0)	0.0% (0)
Other (please specify)	 <a href="#">45 replies</a> (12.7%)	 <a href="#">18 replies</a> (12.9%)	 <a href="#">25 replies</a> (16.8%)	13.7% (88)
<b>answered question</b>	354	140	149	<b>643</b>
				<b>skipped question 60</b>

**18. Which of these best describes your beliefs regarding English Bible translations (choose all that apply)?** [Create Chart](#) [Download](#)

	Describe your membership status at SI			Response Totals
	I am a member (rejoined on or after June 1, '09)	I was a member in the past but am not now	I have never been a member	
I believe it is wrong to use anything other than the KJV	2.5% (9)	2.1% (3)	2.0% (3)	2.3% (15)
I use only the KJV, but do not believe it is necessarily wrong for others to use something else	20.1% (71)	19.3% (27)	21.6% (32)	20.3% (130)
I have a favorite modern translation and rarely use anything else	13.3% (47)	13.6% (19)	14.2% (21)	13.6% (87)
I use multiple translations, but generally prefer a highly literal or formal equivalent translation	<b>61.8%</b> <b>(218)</b>	<b>57.9%</b> <b>(81)</b>	<b>58.1%</b> <b>(86)</b>	<b>60.1%</b> <b>(385)</b>
I use multiple translations and am not particular about "literal" vs. "dynamic"	9.1% (32)	10.7% (15)	6.8% (10)	8.9% (57)
I believe the "Textus Receptus"/Received Text is the proper basis for translation	9.1% (32)	15.0% (21)	11.5% (17)	10.9% (70)
I believe the Majority Text is the best basis for translation	12.2% (43)	7.9% (11)	6.8% (10)	10.0% (64)




I believe an eclectic text that seeks to identify the oldest readings is the best basis for translation	25.8% (91)	23.6% (33)	23.0% (34)	24.6% (158)
<b>answered question</b>	353	140	148	<b>641</b>
		<b>skipped question</b>		<b>62</b>

**19. Which of these best describes your attitude toward Calvinism?** [Create Chart](#) [Download](#)

	Describe your membership status at SI			Response Totals
	I am a member (rejoined on or after June 1, '09)	I was a member in the past but am not now	I have never been a member	
I am a five point Calvinist (as I understand the points)	21.6% (76)	19.3% (27)	27.0% (40)	22.3% (143)
I am a four point Calvinist (as I understand the points)	20.7% (73)	17.1% (24)	17.6% (26)	19.2% (123)
I am a Calvinist but claim three points or less	2.6% (9)	0.7% (1)	3.4% (5)	2.3% (15)
I have several beliefs in common with Calvinism, but do not claim the name	<b>35.2% (124)</b>	<b>41.4% (58)</b>	<b>29.1% (43)</b>	<b>35.2% (225)</b>
I reject Calvinism but believe it is a point of view worthy of respect	6.0% (21)	7.1% (10)	6.8% (10)	6.4% (41)
I reject Calvinism and believe it is a serious and damaging error	7.7% (27)	11.4% (16)	9.5% (14)	8.9% (57)
What's "Calvinism"?	0.3% (1)	0.7% (1)	0.0% (0)	0.3% (2)
Other (please specify)	 <a href="#">21 replies</a> (6.0%)	 <a href="#">3 replies</a> (2.1%)	 <a href="#">10 replies</a> (6.8%)	5.3% (34)
<b>answered question</b>	352	140	148	<b>640</b>
		<b>skipped question</b>		<b>63</b>

**20. Which of these best describes your beliefs about Christ's return?** [Create Chart](#) [Download](#)

	Describe your membership status at SI			Response Totals
	I am a member (rejoined on or after June 1, '09)	I was a member in the past but am not now	I have never been a member	
Believers will be taken				




up ("Rapture") before a seven year period of tribulation, then Christ will establish His kingdom on the earth for a thousand years	82.1% (288)	82.0% (114)	73.6% (109)	80.1% (511)
Believers will be taken up ("Rapture") during a seven year period of tribulation, then Christ will establish His kingdom on the earth for a thousand years	2.3% (8)	0.0% (0)	2.7% (4)	1.9% (12)
Believers will not be taken up before the seven year tribulation but will remain until Christ returns, then they will join Him in the air and reign with Him on the earth for a thousand years	5.4% (19)	7.2% (10)	10.1% (15)	6.9% (44)
Christ will return then reign eternally (there will be no seven or one thousand year events)	4.3% (15)	4.3% (6)	6.1% (9)	4.7% (30)
I am very confident of my beliefs in this area	42.7% (150)	42.4% (59)	45.3% (67)	43.3% (276)
I believe my position handles Scripture best but not by a margin that allows me to be very certain	27.1% (95)	27.3% (38)	31.1% (46)	28.1% (179)
My position on this is little more than a guess	5.7% (20)	5.0% (7)	3.4% (5)	5.0% (32)
Other (please specify)	 <a href="#">21 replies</a> (6.0%)	 <a href="#">6 replies</a> (4.3%)	 <a href="#">12 replies</a> (8.1%)	6.1% (39)
<b>answered question</b>	351	139	148	<b>638</b>
			<b>skipped question</b>	<b>65</b>




**21. Which of these best describes your attitude toward Reformed theology and practice?**

[Create Chart](#)

[Download](#)

	Describe your membership status at SI			Response Totals
	I am a member (rejoined on or after June 1, '09)	I was a member in the past but am not now	I have never been a member	
I am Reformed, period	2.9% (10)	5.0% (7)	6.8% (10)	4.3% (27)
I am Reformed, but not in matters of eschatology or	15.4% (53)	12.2% (17)	19.6% (29)	15.7% (99)

baptism				
I appreciate much in the Reformed tradition, but do not consider myself "Reformed"	<b>52.0%</b> <b>(179)</b>	<b>49.6%</b> <b>(69)</b>	<b>44.6%</b> <b>(66)</b>	<b>49.8%</b> <b>(314)</b>
I do not see much of value in the Reformed tradition	9.9% (34)	10.1% (14)	5.4% (8)	8.9% (56)
Reformed teaching is a serious and damaging error	7.6% (26)	14.4% (20)	13.5% (20)	10.5% (66)
What's "Reformed"?	4.9% (17)	5.0% (7)	1.4% (2)	4.1% (26)
Other (please specify)	 <a href="#">25 replies</a> (7.3%)	 <a href="#">5 replies</a> (3.6%)	 <a href="#">13 replies</a> (8.8%)	6.8% (43)
<b>answered question</b>	344	139	148	<b>631</b>
			<b>skipped question</b>	<b>72</b>

22. What do you believe about home schooling? <a href="#">Create Chart</a> <a href="#">Download</a>				
Describe your membership status at SI				
	I am a member (rejoined on or after June 1, '09)	I was a member in the past but am not now	I have never been a member	Response Totals
It's a good option for some people	<b>81.7%</b> <b>(286)</b>	<b>81.4%</b> <b>(114)</b>	<b>79.9%</b> <b>(119)</b>	<b>81.2%</b> <b>(519)</b>
Every family should home school if possible	12.0% (42)	11.4% (16)	10.7% (16)	11.6% (74)
It's a good idea for the early years but not jr. high and high school	2.0% (7)	3.6% (5)	7.4% (11)	3.6% (23)
Home schooling isolates children too much and hinders Christian witness	6.6% (23)	5.0% (7)	4.0% (6)	5.6% (36)
It should not be considered unless there is no good school nearby	4.6% (16)	2.1% (3)	4.7% (7)	4.1% (26)
Other (please specify)	 <a href="#">20 replies</a> (5.7%)	 <a href="#">8 replies</a> (5.7%)	 <a href="#">11 replies</a> (7.4%)	6.1% (39)
<b>answered question</b>	350	140	149	<b>639</b>
			<b>skipped question</b>	<b>64</b>



---

**Site Links**

[Home](#)  
[About Us](#)  
[Contact Us](#)  
[We're Hiring](#)

**Help**

[Help Center](#)  
[Tutorials](#)  
[FAQs](#)  
[Contact Support](#)

**Policies**

[Terms of Use](#)  
[Privacy Policy](#)  
[Anti-Spam Policy](#)  
[Email Opt Out / Opt In](#)

**Use Cases**

[Customer Satisfaction](#)  
[Performance Review](#)  
[Employee Satisfaction](#)  
[Market Research](#)

**Languages**

**English**  
[Nederlands](#)