



survey title:

**SI Reader Survey**  
2009-2010 [Edit Title](#)

[design survey](#)[collect responses](#)[analyze results](#)[View Summary](#)[Browse Responses](#)[Filter Responses](#)[Crosstab Responses](#)[Download Responses](#)[Share Responses](#)

current report: XXXXXXXXXX [Add Report](#)



## Response Summary

Active Crosstab: Gender

Total: 704

[Edit Crosstab](#)

Crosstabbed: 687

[Unapply Crosstab](#)[Show this Page Only](#)

Page: Demographic info

### 1. Describe your membership status at SI

[Create Chart](#)[Download](#)

Your gender...

	Male	Female	Response Totals
I am a member (rejoined on or after June 1, '09)	55.0% (317)	43.2% (48)	53.1% (365)
I was a member in the past but am not now	21.4% (123)	28.8% (32)	22.6% (155)
I have never been a member	23.6% (136)	27.9% (31)	24.3% (167)
<b>answered question</b>	576	111	687
<b>skipped question</b>			0

### 2. On average, how often do you read SharperIron?

[Create Chart](#)[Download](#)

Your gender...

	Male	Female	Response Totals
More than once a week	53.0% (305)	39.6% (44)	50.8% (349)
About once a week	21.5% (124)	22.5% (25)	21.7% (149)
About once a month	11.8% (68)	9.9% (11)	11.5% (79)
Less than once a month	12.8% (74)	25.2% (28)	14.8% (102)
I'm brand new to the site and it's too soon to tell	0.9% (5)	2.7% (3)	1.2% (8)

<i>answered question</i>	576	111	<b>687</b>
		<i>skipped question</i>	<b>0</b>

3. What year did you begin reading SharperIron? [Create Chart](#) [Download](#)

Your gender...

	Male	Female	Response Totals
2005	<b>35.2%</b> (203)	18.9% (21)	<b>32.6%</b> (224)
2006	23.6% (136)	<b>26.1%</b> (29)	24.0% (165)
2007	21.5% (124)	<b>26.1%</b> (29)	22.3% (153)
2008	11.5% (66)	16.2% (18)	12.2% (84)
2009	7.3% (42)	11.7% (13)	8.0% (55)
2010	0.9% (5)	0.9% (1)	0.9% (6)
<i>answered question</i>	576	111	<b>687</b>
		<i>skipped question</i>	<b>0</b>

4. How old are you? [Create Chart](#) [Download](#)

Your gender...

	Male	Female	Response Totals
Under 18	0.0% (0)	0.0% (0)	0.0% (0)
18-24	4.9% (28)	4.5% (5)	4.8% (33)
25-34	26.2% (151)	<b>32.4%</b> (36)	<b>27.2%</b> (187)
35-44	<b>26.6%</b> (153)	18.9% (21)	25.3% (174)
45-54	22.4% (129)	27.0% (30)	23.1% (159)
55-64	14.2% (82)	13.5% (15)	14.1% (97)
Over 64	5.7% (33)	3.6% (4)	5.4% (37)
<i>answered question</i>	576	111	<b>687</b>
		<i>skipped question</i>	<b>0</b>

## 5. Your gender...

[Create Chart](#)[Download](#)

		Your gender...		Response Totals
		Male	Female	
Male		<b>100.0%</b> (576)	0.0% (0)	<b>83.8%</b> (576)
Female		0.0% (0)	<b>100.0%</b> (111)	16.2% (111)
<b>answered question</b>		576	111	<b>687</b>
<b>skipped question</b>				<b>0</b>

## 6. If you have children, what are their ages (choose all that apply)?



[Create Chart](#)[Download](#)

		Your gender...		Response Totals
		Male	Female	
No children		21.2% (121)	27.9% (31)	22.3% (152)
One or more under age 10		<b>38.4%</b> (219)	33.3% (37)	<b>37.6%</b> (256)
One or more age 10 or older		25.4% (145)	27.0% (30)	25.7% (175)
One or more age 18 or older		35.1% (200)	<b>36.0%</b> (40)	35.2% (240)
<b>answered question</b>		570	111	<b>681</b>
<b>skipped question</b>				<b>6</b>

## 7. What do you do for a living (check all that apply)?

[Create Chart](#)[Download](#)

		Your gender...		Response Totals
		Male	Female	
Pastor		<b>42.7%</b> (246)	0.9% (1)	<b>36.0%</b> (247)
Legal		1.0% (6)	0.9% (1)	1.0% (7)
Sales		3.6% (21)	1.8% (2)	3.3% (23)
Church staff		7.3% (42)	3.6% (4)	6.7% (46)
Missionary		7.5% (43)	9.9% (11)	7.9% (54)
Student		9.9% (57)	6.3% (7)	9.3% (64)
		0.0%	<b>57.7%</b>	0.3%

Homemaker	0.0% (0)	31.1% <b>(64)</b>	0.0% (64)
Teacher	8.9% (51)	26.1% (29)	11.6% (80)
Manufacturing	1.7% (10)	0.9% (1)	1.6% (11)
Driver	2.4% (14)	0.0% (0)	2.0% (14)
Farming	0.2% (1)	0.0% (0)	0.1% (1)
Doctor	0.7% (4)	0.9% (1)	0.7% (5)
Other medical	0.3% (2)	3.6% (4)	0.9% (6)
Lawyer	0.9% (5)	0.0% (0)	0.7% (5)
Accountant	2.4% (14)	0.0% (0)	2.0% (14)
IT	9.9% (57)	1.8% (2)	8.6% (59)
Engineering	2.4% (14)	0.0% (0)	2.0% (14)
Management	4.9% (28)	0.9% (1)	4.2% (29)
HR	0.3% (2)	0.9% (1)	0.4% (3)
College or seminary instructor	5.0% (29)	1.8% (2)	4.5% (31)
Construction	2.3% (13)	0.9% (1)	2.0% (14)
Insurance	1.4% (8)	0.0% (0)	1.2% (8)
Research	2.4% (14)	0.9% (1)	2.2% (15)
Other (please specify)	 <a href="#">113 replies</a> (19.6%)	 <a href="#">32 replies</a> (28.8%)	21.1% (145)
<b>answered question</b>	576	111	<b>687</b>
		<b>skipped question</b>	<b>0</b>

8. How would you describe your education level?

[Create Chart](#)

[Download](#)

Your gender...

	Male	Female	Response Totals
High school only	3.8% (22)	9.2% (10)	4.7% (32)
	2.2%	6.1%	2.8%

Technical college degree	3.3% (19)	0.7% (7)	3.3% (26)
Bible institute program	4.7% (27)	2.8% (3)	4.4% (30)
Bachelor's degree, secular	7.8% (45)	3.7% (4)	7.2% (49)
Bachelor's degree, Christian	26.7% (153)	<b>54.1%</b> <b>(59)</b>	31.0% (212)
Other undergraduate degree, Christian	1.0% (6)	0.9% (1)	1.0% (7)
Master's degree in progress	17.4% (100)	6.4% (7)	15.7% (107)
Masters degree earned	<b>39.4%</b> <b>(226)</b>	20.2% (22)	<b>36.3%</b> <b>(248)</b>
Doctoral work in progress	8.0% (46)	0.9% (1)	6.9% (47)
Earned doctorate	9.6% (55)	3.7% (4)	8.6% (59)
<b>answered question</b>	<b>574</b>	<b>109</b>	<b>683</b>
		<b>skipped question</b>	<b>4</b>



Show this Page Only

Page: SharperIron

9. When you visit SharperIron, what do you usually read (check all that apply)?

[Create Chart](#)



[Download](#)

	Your gender...		Response Totals
	Male	Female	
Front page articles	<b>85.3%</b> <b>(460)</b>	<b>79.6%</b> <b>(82)</b>	<b>84.4%</b> <b>(542)</b>
Filings posts	46.6% (251)	47.6% (49)	46.7% (300)
Forum posts	34.1% (184)	54.4% (56)	37.4% (240)
Blogroll	18.2% (98)	17.5% (18)	18.1% (116)
The Foundry	13.2% (71)	14.6% (15)	13.4% (86)
Other (please specify)	 <a href="#">9 replies</a> (1.7%)	 <a href="#">3 replies</a> (2.9%)	1.9% (12)
<b>answered question</b>	<b>539</b>	<b>103</b>	<b>642</b>
		<b>skipped question</b>	<b>45</b>

10. If you do not post often in the forums, what would you say are the main reasons (choose all that apply)?

[Create Chart](#)

[Download](#)

	Your gender...		Response Totals
	Male	Female	
I don't want to embarrass myself	10.0% (49)	28.0% (26)	12.9% (75)
I don't have time	<b>63.2%</b> <b>(309)</b>	<b>46.2%</b> <b>(43)</b>	<b>60.5%</b> <b>(352)</b>
I don't like to argue	15.3% (75)	22.6% (21)	16.5% (96)
My views would be very unpopular	10.4% (51)	10.8% (10)	10.5% (61)
I could get in trouble where I work	3.9% (19)	6.5% (6)	4.3% (25)
The organization I work for has advised me not to post	0.6% (3)	0.0% (0)	0.5% (3)
SI is too liberal. I don't want to be associated with that	3.3% (16)	2.2% (2)	3.1% (18)
SI is just too dominated by Fundamentalist traditions	4.9% (24)	4.3% (4)	4.8% (28)
I don't want to be associated publicly with "fundamentalism"	2.7% (13)	1.1% (1)	2.4% (14)
Forums are pretty much a waste of time	16.6% (81)	8.6% (8)	15.3% (89)
The moderating is too heavy handed	2.2% (11)	0.0% (0)	1.9% (11)
The moderating is too often arbitrary	2.9% (14)	3.2% (3)	2.9% (17)
The moderating is too lax	0.4% (2)	2.2% (2)	0.7% (4)
Other (please specify)	 <a href="#">115 replies</a> (23.5%)	 <a href="#">34 replies</a> (36.6%)	25.6% (149)
<b>answered question</b>	489	93	<b>582</b>
			<b>skipped question 105</b>

#### 11. What tools do you use to read SharperIron?

[Create Chart](#)

[Download](#)

	Your gender...		Response Totals
	Male	Female	
A web browser (e.g., Internet Explorer, Firefox)	<b>95.9%</b> <b>(511)</b>	<b>100.0%</b> <b>(102)</b>	<b>96.5%</b> <b>(613)</b>
An RSS reader	12.8% (68)	4.9% (5)	11.5% (73)
Other	0.6% (3)	0.0% (0)	0.5% (3)

12. Rate how much you appreciate the different kinds of SharperIron content:

[Create Chart](#)

[Download](#)

		Your gender...		Response Totals
		Male	Female	
Front page articles in general	<b>not at all</b>	0.7% (4)	1.9% (2)	
	<b>very little</b>	5.9% (32)	4.9% (5)	
	<b>somewhat</b>	<b>49.4%</b> <b>(266)</b>	<b>52.4%</b> <b>(54)</b>	
	<b>much</b>	44.0% (237)	40.8% (42)	
	<b>rating average</b>	1.63 (539)	1.68 (103)	1.64 (642)
Filings posts	<b>not at all</b>	3.6% (18)	4.2% (4)	
	<b>very little</b>	12.8% (65)	11.6% (11)	
	<b>somewhat</b>	<b>48.8%</b> <b>(247)</b>	<b>49.5%</b> <b>(47)</b>	
	<b>much</b>	34.8% (176)	34.7% (33)	
	<b>rating average</b>	1.85 (506)	1.85 (95)	1.85 (601)
Book reviews	<b>not at all</b>	7.8% (40)	4.1% (4)	
	<b>very little</b>	29.4% (151)	23.5% (23)	
	<b>somewhat</b>	<b>46.0%</b> <b>(236)</b>	<b>53.1%</b> <b>(52)</b>	
	<b>much</b>	16.8% (86)	19.4% (19)	
	<b>rating average</b>	2.28 (513)	2.12 (98)	2.26 (611)
Interviews	<b>not at all</b>	6.7% (34)	6.5% (6)	
	<b>very little</b>	25.3% (128)	24.7% (23)	
	<b>somewhat</b>	<b>48.6%</b> <b>(246)</b>	<b>46.2%</b> <b>(43)</b>	
	<b>much</b>	19.4% (98)	22.6% (21)	



	<b>rating average</b>	2.19 (506)	2.15 (93)	2.19 (599)
Forum discussions	<b>not at all</b>	11.3% (57)	8.2% (8)	
	<b>very little</b>	29.8% (151)	15.5% (15)	
	<b>somewhat</b>	<b>40.1%</b> <b>(203)</b>	37.1% (36)	
	<b>much</b>	18.8% (95)	<b>39.2%</b> <b>(38)</b>	
	<b>rating average</b>	2.34 (506)	1.93 (97)	2.27 (603)
"Live blogging" of conferences	<b>not at all</b>	20.5% (99)	29.2% (26)	
	<b>very little</b>	<b>34.0%</b> <b>(164)</b>	30.3% (27)	
	<b>somewhat</b>	33.3% (161)	<b>31.5%</b> <b>(28)</b>	
	<b>much</b>	12.2% (59)	9.0% (8)	
	<b>rating average</b>	2.63 (483)	2.80 (89)	2.65 (572)
	<b>answered question</b>	540	103	<b>643</b>
			<b>skipped question</b>	<b>44</b>



**13. How often should SI challenge the Fundamentalist status quo and discuss controversial points?** [Create Chart](#) [Download](#)

Your gender...

	Male	Female	Response Totals
Much more often than it does now	11.5% (60)	9.3% (9)	11.1% (69)
More often than it does now	22.6% (118)	13.4% (13)	21.2% (131)
About as much as it does now	<b>52.3%</b> <b>(273)</b>	<b>64.9%</b> <b>(63)</b>	<b>54.3%</b> <b>(336)</b>
Less often than it does now	8.6% (45)	9.3% (9)	8.7% (54)
Much less than it does now	5.0% (26)	3.1% (3)	4.7% (29)
<b>answered question</b>	522	97	<b>619</b>
			<b>skipped question</b> <b>68</b>

**14. Does SharperIron give people who are ill-informed or ill-mannered too much influence?** [Create Chart](#) [Download](#)

	Your gender...		Response Totals
	Male	Female	
Yes	23.7% (124)	22.7% (22)	23.5% (146)
No	<b>62.6%</b> <b>(328)</b>	<b>61.9%</b> <b>(60)</b>	<b>62.5%</b> <b>(388)</b>
Other (please specify)	 <a href="#">72 replies</a> (13.7%)	 <a href="#">15 replies</a> (15.5%)	14.0% (87)
<b>answered question</b>	524	97	<b>621</b>
		<b>skipped question</b>	<b>66</b>



15. What changes at SI would you welcome?		<a href="#">Create Chart</a>	<a href="#">Download</a>
	Your gender...		Response Totals
	Male	Female	
More "podcast" interviews with leading evangelicals	25.2% (136)	7.8% (8)	22.4% (144)
Remove all non-Fundamentalists from the forums	7.0% (38)	3.9% (4)	6.5% (42)
Offer full fledged social networking--a "Fundamentalist Facebook"	8.5% (46)	11.7% (12)	9.0% (58)
A more strongly separatist doctrinal statement	17.8% (96)	8.7% (9)	16.3% (105)
A more strongly "young earth" doctrinal statement	17.4% (94)	10.7% (11)	16.3% (105)
A SharperIron store	13.5% (73)	11.7% (12)	13.2% (85)
Structured debates between selected participants	<b>42.8%</b> <b>(231)</b>	<b>39.8%</b> <b>(41)</b>	<b>42.3%</b> <b>(272)</b>
All comments on front page articles moderated before they post	5.9% (32)	4.9% (5)	5.8% (37)
A mobile version of SI (for small devices)	18.1% (98)	1.9% (2)	15.6% (100)
More Twitter activity	5.0% (27)	1.0% (1)	4.4% (28)
More "podcast" interviews with leading Fundamentalists	27.6% (149)	12.6% (13)	25.2% (162)
Online courses and Bible studies by qualified educators	22.0% (119)	25.2% (26)	22.6% (145)
SI on Kindle (Amazon ebook reader)	3.3% (18)	4.9% (5)	3.6% (23)
Other (please specify)	 <a href="#">96 replies</a> (17.8%)	 <a href="#">33 replies</a> (32.0%)	20.1% (129)

<i>answered question</i>	540	103	<b>643</b>
		<i>skipped question</i>	<b>44</b>

Show this Page Only



Page: Views

16. How would you describe your relationship with [Create Chart](#) [Download](#)  
Fundamentalism (assuming you are talking to someone who knows what it is)?

	Your gender...		Response Totals
	Male	Female	
I identify with the best of the Fundamentalist movement	<b>50.7%</b> <b>(266)</b>	<b>54.0%</b> <b>(54)</b>	<b>51.2%</b> <b>(320)</b>
I do not claim the movement, but do claim "the idea"	21.3% (112)	21.0% (21)	21.3% (133)
I am more of a conservative evangelical with some Fundamentalist sympathies	18.7% (98)	13.0% (13)	17.8% (111)
I want nothing to do with Fundamentalism	0.6% (3)	2.0% (2)	0.8% (5)
Other (please specify)	 <a href="#">46 replies</a> (8.8%)	 <a href="#">10 replies</a> (10.0%)	9.0% (56)
<i>answered question</i>	525	100	<b>625</b>
		<i>skipped question</i>	<b>62</b>

17. What church type do you identify with? [Create Chart](#) [Download](#)

	Your gender...		Response Totals
	Male	Female	
Southern Baptist Convention	3.6% (19)	0.0% (0)	3.0% (19)
Independent Baptist	<b>69.0%</b> <b>(365)</b>	<b>68.0%</b> <b>(68)</b>	<b>68.8%</b> <b>(433)</b>
Baptistic, but not in name	10.6% (56)	14.0% (14)	11.1% (70)
Presbyterian	2.5% (13)	6.0% (6)	3.0% (19)
Methodist	0.2% (1)	0.0% (0)	0.2% (1)
Free Lutheran	0.0% (0)	0.0% (0)	0.0% (0)
Assembly of God	0.0% (0)	0.0% (0)	0.0% (0)
Anglican	0.0%	0.0%	0.0%



	(0)	(0)	(0)
Episcopal	0.0% (0)	0.0% (0)	0.0% (0)
Roman Catholic	0.0% (0)	0.0% (0)	0.0% (0)
Other (please specify)	 <a href="#">75 replies</a> (14.2%)	 <a href="#">12 replies</a> (12.0%)	13.8% (87)
<b>answered question</b>	529	100	<b>629</b>
		<b>skipped question</b>	<b>58</b>

**18. Which of these best describes your beliefs regarding English Bible translations (choose all that apply)?** [Create Chart](#) [Download](#)



	Your gender...		Response Totals
	Male	Female	
I believe it is wrong to use anything other than the KJV	2.5% (13)	2.0% (2)	2.4% (15)
I use only the KJV, but do not believe it is necessarily wrong for others to use something else	20.1% (106)	21.0% (21)	20.3% (127)
I have a favorite modern translation and rarely use anything else	13.5% (71)	14.0% (14)	13.6% (85)
I use multiple translations, but generally prefer a highly literal or formal equivalent translation	<b>60.7%</b> <b>(320)</b>	<b>58.0%</b> <b>(58)</b>	<b>60.3%</b> <b>(378)</b>
I use multiple translations and am not particular about "literal" vs. "dynamic"	8.3% (44)	9.0% (9)	8.5% (53)
I believe the "Textus Receptus"/Received Text is the proper basis for translation	12.7% (67)	2.0% (2)	11.0% (69)
I believe the Majority Text is the best basis for translation	11.6% (61)	3.0% (3)	10.2% (64)
I believe an eclectic text that seeks to identify the oldest readings is the best basis for translation	27.9% (147)	10.0% (10)	25.0% (157)
<b>answered question</b>	527	100	<b>627</b>
		<b>skipped question</b>	<b>60</b>



**19. Which of these best describes your attitude toward Calvinism?** [Create Chart](#) [Download](#)

	Your gender...		Response Totals
	Male	Female	
I am a five point Calvinist (as I understand the points)	24.2% (128)	15.3% (15)	22.8% (143)

I am a four point Calvinist (as I understand the points)	20.5% (108)	14.3% (14)	19.5% (122)
I am a Calvinist but claim three points or less	2.3% (12)	2.0% (2)	2.2% (14)
I have several beliefs in common with Calvinism, but do not claim the name	<b>32.6%</b> <b>(172)</b>	<b>48.0%</b> <b>(47)</b>	<b>35.0%</b> <b>(219)</b>
I reject Calvinism but believe it is a point of view worthy of respect	6.3% (33)	5.1% (5)	6.1% (38)
I reject Calvinism and believe it is a serious and damaging error	8.9% (47)	8.2% (8)	8.8% (55)
What's "Calvinism"?	0.0% (0)	2.0% (2)	0.3% (2)
Other (please specify)	 <a href="#">28 replies</a> (5.3%)	 <a href="#">5 replies</a> (5.1%)	5.3% (33)
<b>answered question</b>	528	98	<b>626</b>
		<b>skipped question</b>	<b>61</b>



**20. Which of these best describes your beliefs about Christ's return?** [Create Chart](#) [Download](#)

	Your gender...		Response Totals
	Male	Female	
Believers will be taken up ("Rapture") before a seven year period of tribulation, then Christ will establish His kingdom on the earth for a thousand years	<b>81.7%</b> <b>(428)</b>	<b>73.0%</b> <b>(73)</b>	<b>80.3%</b> <b>(501)</b>
Believers will be taken up ("Rapture") during a seven year period of tribulation, then Christ will establish His kingdom on the earth for a thousand years	1.7% (9)	3.0% (3)	1.9% (12)
Believers will not be taken up before the seven year tribulation but will remain until Christ returns, then they will join Him in the air and reign with Him on the earth for a thousand years	7.1% (37)	7.0% (7)	7.1% (44)
Christ will return then reign eternally (there will be no seven or one thousand year events)	4.8% (25)	4.0% (4)	4.6% (29)
I am very confident of my beliefs in this area	43.1% (226)	43.0% (43)	43.1% (269)
I believe my position handles Scripture best but not by a margin that allows me to be very certain	28.4% (149)	25.0% (25)	27.9% (174)
My position on this is little more than a guess	5.0% (26)	6.0% (6)	5.1% (32)
	 <a href="#">30 replies</a>	 <a href="#">9 replies</a>	6.3%

Other (please specify)	 <a href="#">30 replies</a> (5.7%)	 <a href="#">9 replies</a> (9.0%)	0.0% (39)
<b>answered question</b>	524	100	<b>624</b>
		<b>skipped question</b>	<b>63</b>



**21. Which of these best describes your attitude toward Reformed theology and practice?** [Create Chart](#) [Download](#)

Your gender...

	Male	Female	Response Totals
I am Reformed, period	4.0% (21)	6.2% (6)	4.4% (27)
I am Reformed, but not in matters of eschatology or baptism	18.7% (97)	2.1% (2)	16.0% (99)
I appreciate much in the Reformed tradition, but do not consider myself "Reformed"	<b>48.3%</b> <b>(251)</b>	<b>56.7%</b> <b>(55)</b>	<b>49.6%</b> <b>(306)</b>
I do not see much of value in the Reformed tradition	9.2% (48)	7.2% (7)	8.9% (55)
Reformed teaching is a serious and damaging error	11.3% (59)	6.2% (6)	10.5% (65)
What's "Reformed"?	2.5% (13)	12.4% (12)	4.1% (25)
Other (please specify)	 <a href="#">31 replies</a> (6.0%)	 <a href="#">9 replies</a> (9.3%)	6.5% (40)
<b>answered question</b>	520	97	<b>617</b>
		<b>skipped question</b>	<b>70</b>

**22. What do you believe about home schooling?** [Create Chart](#) [Download](#)

Your gender...

	Male	Female	Response Totals
It's a good option for some people	<b>81.4%</b> <b>(429)</b>	<b>79.8%</b> <b>(79)</b>	<b>81.2%</b> <b>(508)</b>
Every family should home school if possible	12.1% (64)	10.1% (10)	11.8% (74)
It's a good idea for the early years but not jr. high and high school	3.8% (20)	3.0% (3)	3.7% (23)
Home schooling isolates children too much and hinders Christian witness	6.5% (34)	2.0% (2)	5.8% (36)
It should not be considered unless there is no good school nearby	3.8% (20)	5.1% (5)	4.0% (25)
Other (please specify)	 <a href="#">27 replies</a> (5.1%)	 <a href="#">11 replies</a> (11.1%)	6.1% (38)

<i>answered question</i>	527	99	<b>626</b>
		<i>skipped question</i>	<b>61</b>



**Site Links**

- Home
- About Us
- Contact Us
- We're Hiring

**Help**

- Help Center
- Tutorials
- FAQs
- Contact Support

**Policies**

- Terms of Use
- Privacy Policy
- Anti-Spam Policy
- Email Opt Out / Opt In

**Use Cases**

- Customer Satisfaction
- Performance Review
- Employee Satisfaction
- Market Research

**Languages**

- English**
- Nederlands